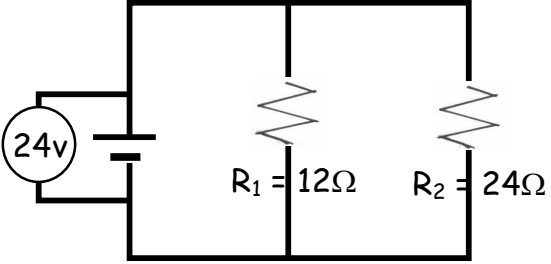
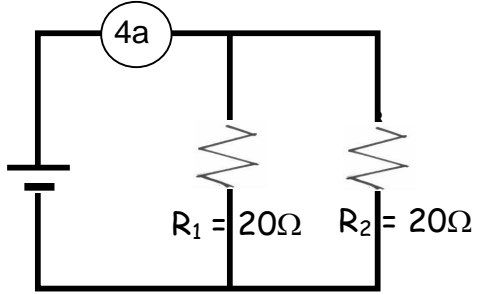
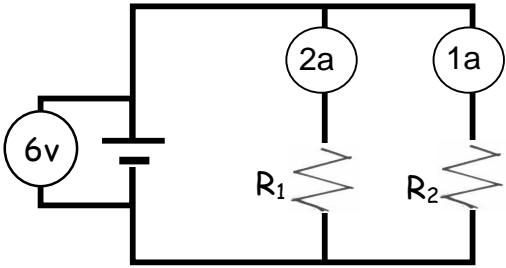
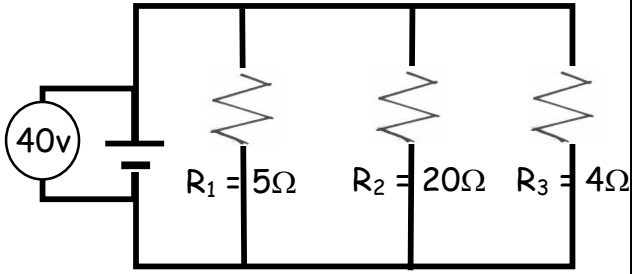
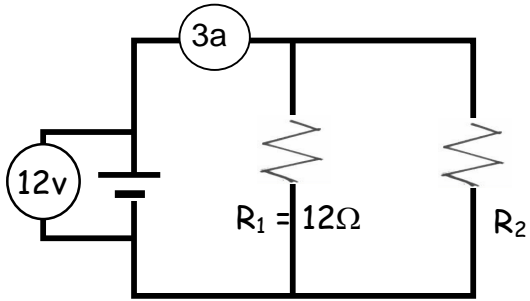
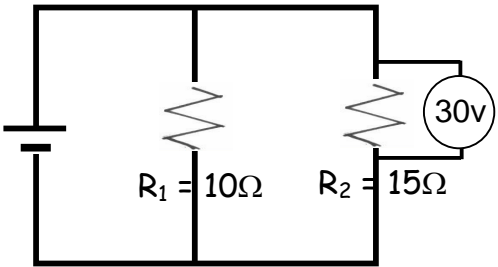


Worksheet: Parallel Circuit Problems - Episode904 Name \_\_\_\_\_

Remember that in a parallel circuit:

- the **current** in the branches of the circuit (is the same, adds up).
- the **voltage** drops across each branch (is the same, adds up to) the total voltage.
- to calculate total **resistance**, (add, use reciprocals).

 <p> <math>R_{eq} = \underline{\hspace{2cm}}</math>   <math>I_T = \underline{\hspace{2cm}}</math>   <math>V_1 = \underline{\hspace{2cm}}</math>  <math>V_2 = \underline{\hspace{2cm}}</math>   <math>I_1 = \underline{\hspace{2cm}}</math>   <math>I_2 = \underline{\hspace{2cm}}</math> </p>	 <p> <math>R_{eq} = \underline{\hspace{2cm}}</math>   <math>I_T = \underline{\hspace{2cm}}</math>   <math>V_T = \underline{\hspace{2cm}}</math>  <math>V_1 = \underline{\hspace{2cm}}</math>   <math>I_1 = \underline{\hspace{2cm}}</math>   <math>I_2 = \underline{\hspace{2cm}}</math> </p>
 <p> <math>V_1 = \underline{\hspace{2cm}}</math>   <math>V_2 = \underline{\hspace{2cm}}</math>  <math>R_1 = \underline{\hspace{2cm}}</math>   <math>R_2 = \underline{\hspace{2cm}}</math>   <math>R_{eq} = \underline{\hspace{2cm}}</math>  <math>I_1 = \underline{\hspace{2cm}}</math>   <math>I_2 = \underline{\hspace{2cm}}</math>   <math>I_T = \underline{\hspace{2cm}}</math> </p>	 <p> <math>R_{eq} = \underline{\hspace{2cm}}</math>   <math>I_T = \underline{\hspace{2cm}}</math>  <math>V_1 = \underline{\hspace{2cm}}</math>   <math>V_2 = \underline{\hspace{2cm}}</math>   <math>V_3 = \underline{\hspace{2cm}}</math>  <math>I_1 = \underline{\hspace{2cm}}</math>   <math>I_2 = \underline{\hspace{2cm}}</math>   <math>I_3 = \underline{\hspace{2cm}}</math> </p>
 <p> <math>V_1 = \underline{\hspace{2cm}}</math>   <math>V_2 = \underline{\hspace{2cm}}</math>  <math>I_T = \underline{\hspace{2cm}}</math>   <math>I_1 = \underline{\hspace{2cm}}</math>   <math>I_2 = \underline{\hspace{2cm}}</math>  <math>R_2 = \underline{\hspace{2cm}}</math>   <math>R_{eq} = \underline{\hspace{2cm}}</math> </p>	 <p> <math>V_1 = \underline{\hspace{2cm}}</math>   <math>V_T = \underline{\hspace{2cm}}</math>  <math>I_1 = \underline{\hspace{2cm}}</math>   <math>I_2 = \underline{\hspace{2cm}}</math>  <math>R_{eq} = \underline{\hspace{2cm}}</math>   <math>I_T = \underline{\hspace{2cm}}</math> </p>